





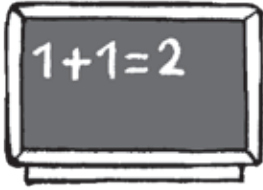
Metodo pa siña lesa na Papiamentu

buki di tarea 1





sol






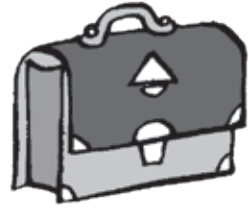

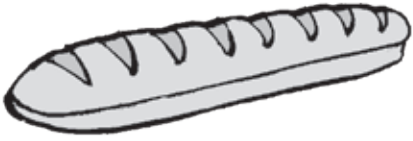

S





papa sapo
cu un saco
no a tarda tanto
p'è yega top di e ser'í santo
papa sapo a kik sin fin:
"awor si ta sed mi tin."

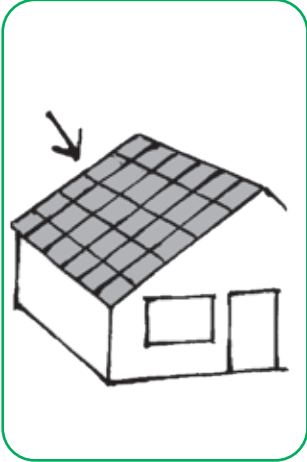
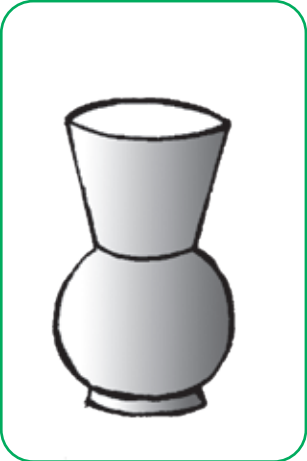
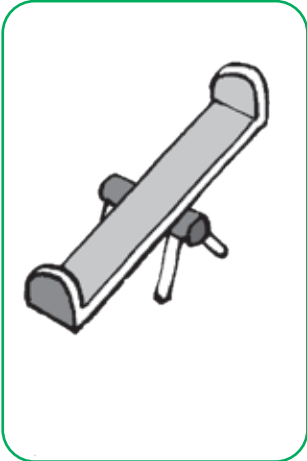






bas

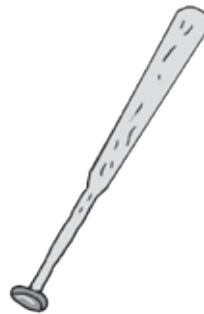
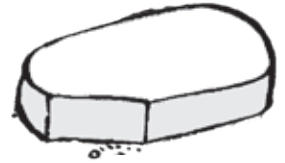





b

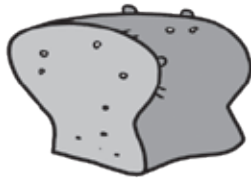





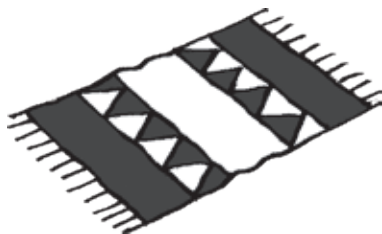
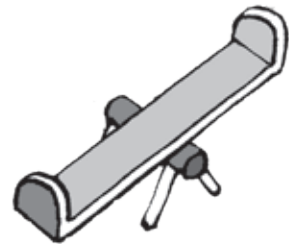
b








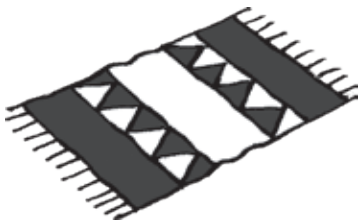
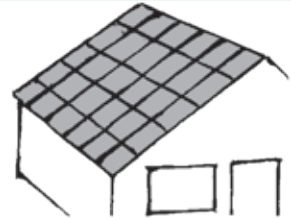
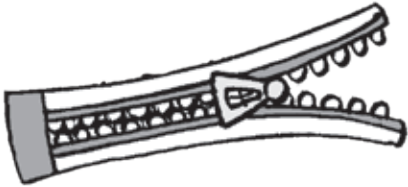
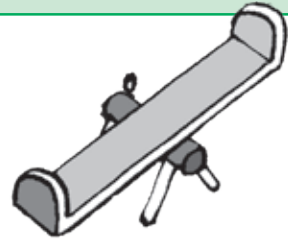
a





den shap di shon sam
 nan ta bende ham
 pan frances y pan buscuchi
 mi ta cumpra pa e yuchi
 fruta, keshi y hopi mas
 mi ta hinca den mi tas

a



nos



nos



nis



nor



nos



nos



sol



sol



sol



nor



mos

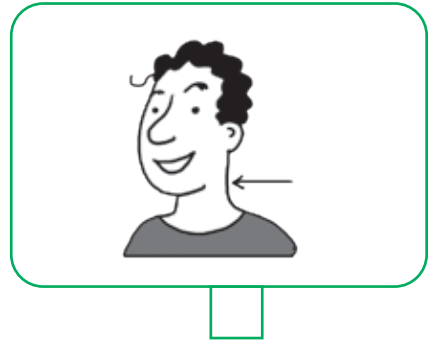
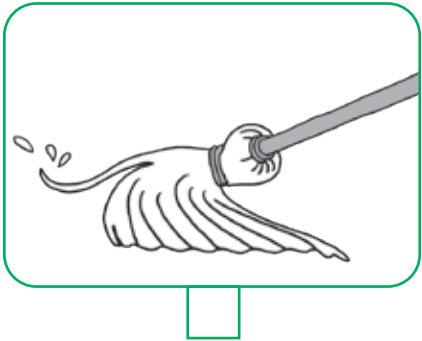
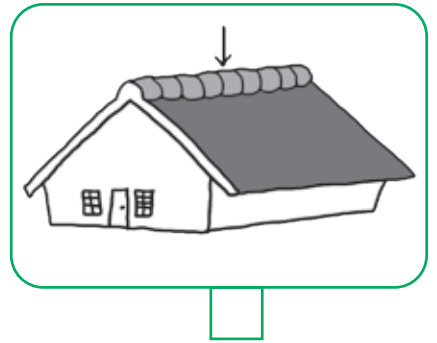
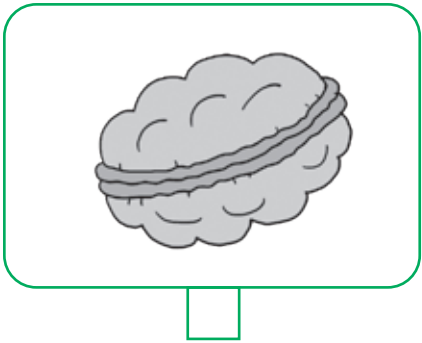


nis

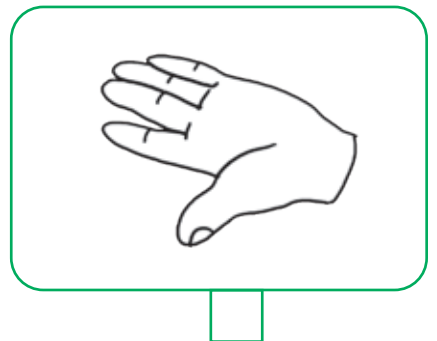

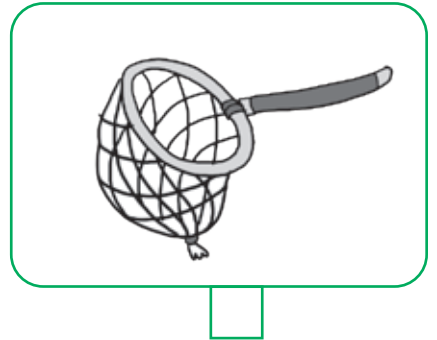



mos






n


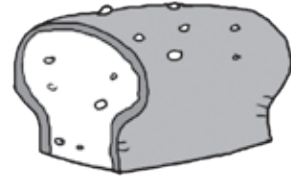
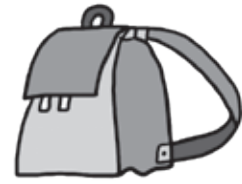


n



nino y nana
nos cacho chikitonan
ta masha nechi mes
nan ta come, nan ta core
waya rabo masha pret
hole aki, hole aya
cu nan nanishi ros



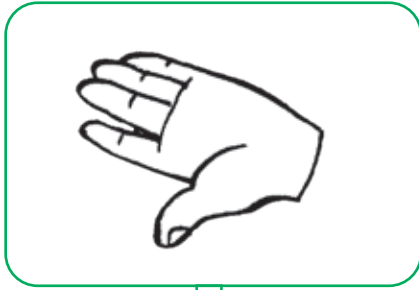
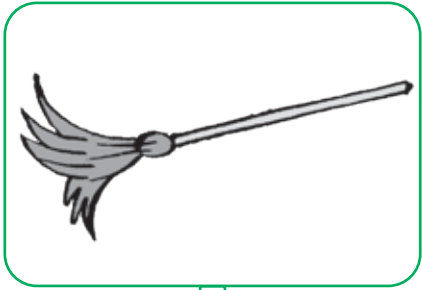
n



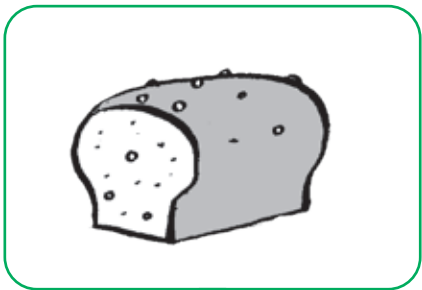
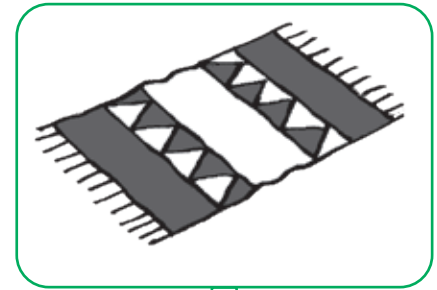

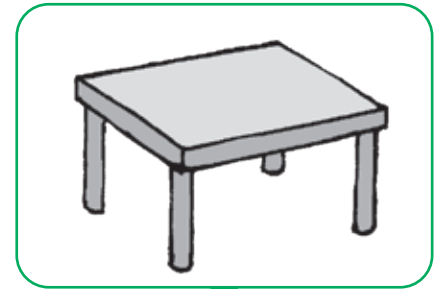


mama

mama	mimi	momo	meme
meme	mama	mimi	momo
mimi	mama	meme	mimi
momo	mimi	mama	momo



m

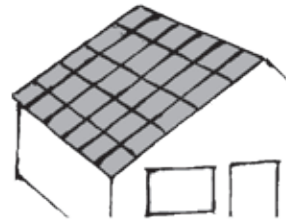
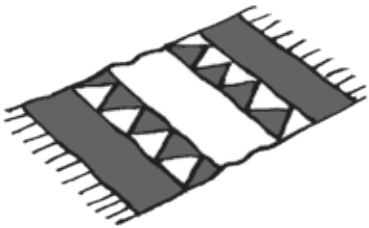

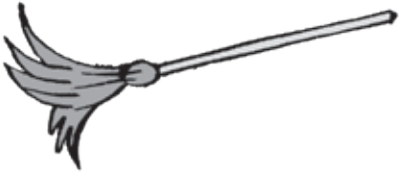





m ta di mama
maria e yama
m ta di mea
mi tin dos cu strea.

m ta di mata
mi gusta batata
m ta di mesa
ya mi por lesa.

m



un





uti y uki ta un tiki tristo.
 mama ula a traha un bolo.
 esta dushi, no!
 pero unda mama ta?
 uti y uki no por haya
 caminda di cas.
 abo por yuda nan?
 hala un liña
 y muestra uti y uki
 unda nan tin cu cana.

kili




kiki




kisi



kiki



kiki



kini



keki



kike



kimi



keki



kiki

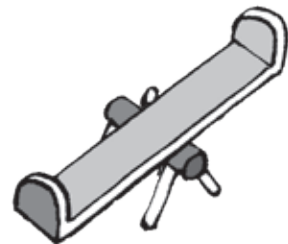
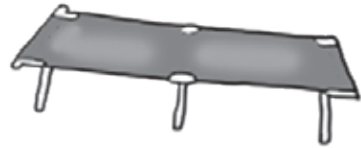


keke






k




k

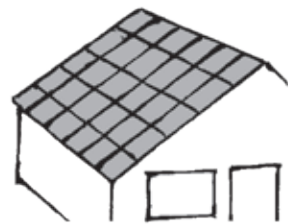
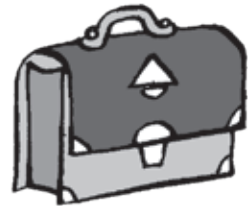
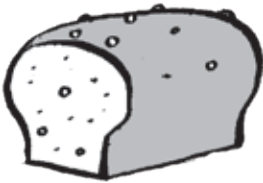

ki y ke, dos criki
ta biba den un neishi
den un palo diki
e palo di kwihi.







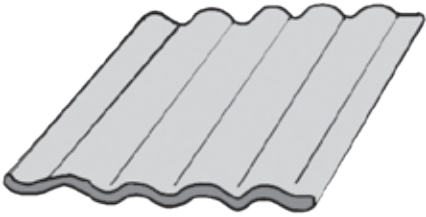
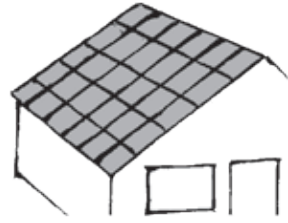
kiki y keke ta come keshi.
keshi jong y keshi raspa.



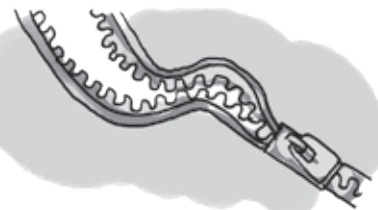
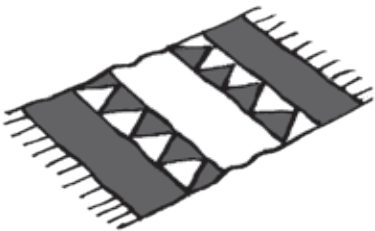
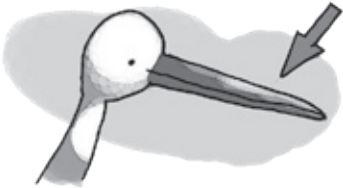
k







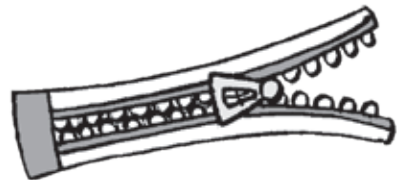
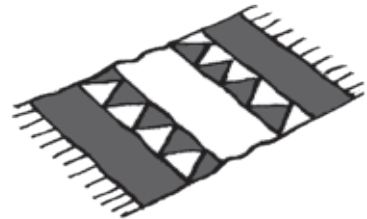
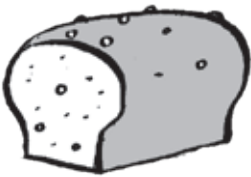

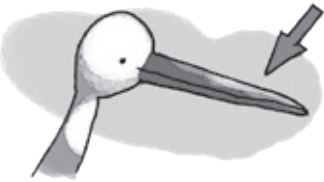
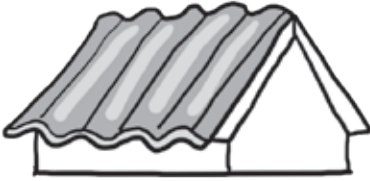
i





e parha tin sed,
e ta hik sin fin.
pin ta pone awa
na su pik,
ya e no ta hik.

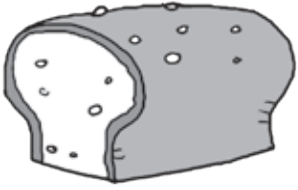
i



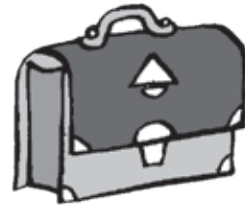

tata



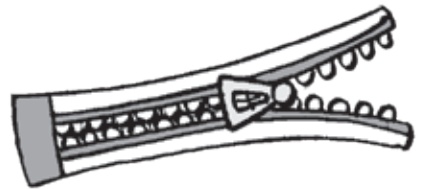
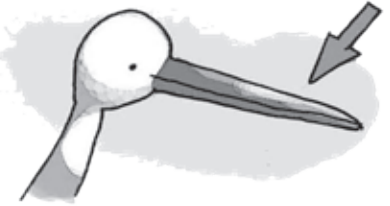
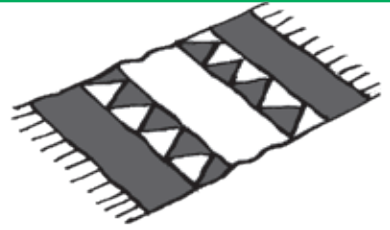
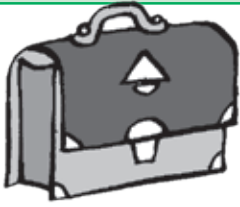
tata	tawa	tutu	tipu
taki	tipu	tata	tutu
tipu	taki	tata	tutu
taki	tipu	tata	tawa



t




t



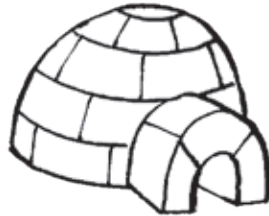
cas



cas



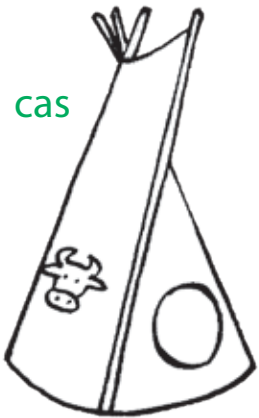
cas



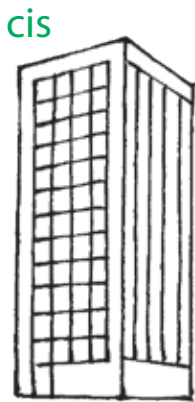
cas



cas



cas



cas



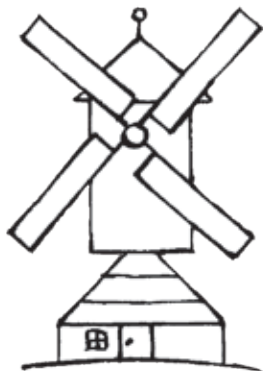
cas



cas



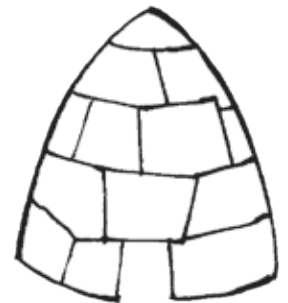
cas



cas



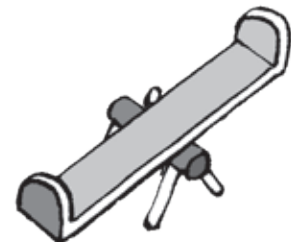
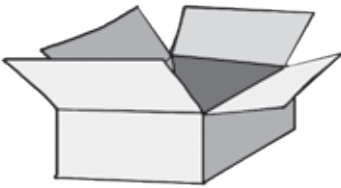

cas



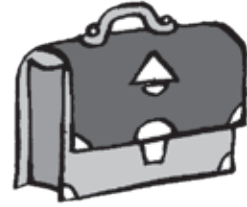
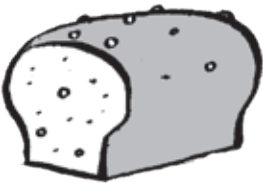

cas



C



C





nos



sol

1

bas



un



kiki





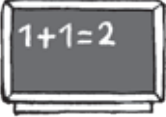
tata









cas









mama

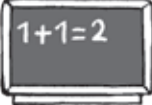


s		
		
<input type="text"/>	<input type="text"/>	<input type="text"/>




u		
		
<input type="text"/>	<input type="text"/>	<input type="text"/>




b		
		
<input type="text"/>	<input type="text"/>	<input type="text"/>




k		
		
<input type="text"/>	<input type="text"/>	<input type="text"/>




a		
		
<input type="text"/>	<input type="text"/>	<input type="text"/>

i		
		
<input type="text"/>	<input type="text"/>	<input type="text"/>

n		
		
<input type="text"/>	<input type="text"/>	<input type="text"/>

t		
		
<input type="text"/>	<input type="text"/>	<input type="text"/>

m		
		
<input type="text"/>	<input type="text"/>	<input type="text"/>

c		
		
<input type="text"/>	<input type="text"/>	<input type="text"/>



kiki



sol



cas



un



sol



bas






tata






nos




s

		
<input type="text"/>	<input type="text"/>	<input type="text"/>




n

		
<input type="text"/>	<input type="text"/>	<input type="text"/>




b

		
<input type="text"/>	<input type="text"/>	<input type="text"/>




k

		
<input type="text"/>	<input type="text"/>	<input type="text"/>

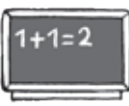


a

		
<input type="text"/>	<input type="text"/>	<input type="text"/>



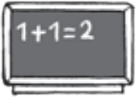
i

		
<input type="text"/>	<input type="text"/>	<input type="text"/>




n

		
<input type="text"/>	<input type="text"/>	<input type="text"/>




t

		
<input type="text"/>	<input type="text"/>	<input type="text"/>

m

		
<input type="text"/>	<input type="text"/>	<input type="text"/>

c

		
<input type="text"/>	<input type="text"/>	<input type="text"/>



Metodo pa siña lesa na Papiamentu

buki di tarea 1

Team di autor

Ronnie Severing • Ria Severing-Halman • Mavis Ersilia
Ilona Berggraaf-Karsters • Karen Specht • Marelva Mathilda

Adaptacion pa Aruba

Swinda Schwengle • Selvia Lumenier
Ludwina Koolman • Evelina Dania • Ika Werleman

Ilustracion

Paul de Becker

Realisacion

Paul Dijkstra, Wietske Dijkstra

Baile di letter, Buki di tarea 1

ISBN: 978-99904-1-622-0

Imprenta 2024: 3-1

Baile di letter ta un adaptacion y traduccion di e metodo Salto,
Metodo pa siña lesa na Papiamentu

© Fundashon pa Planifikashon di Idioma. FPI, Curaçao

© Seccion Desaroyo di Curiculo, Departamento di Enseñansa Aruba

Derecho reserva. No ta permiti pa reproduci nada di e edicion aki di ningun forma,
ni pa ningun medio, sin autorisacion previo y skirbi di editor.



Departamento di
Enseñansa Aruba